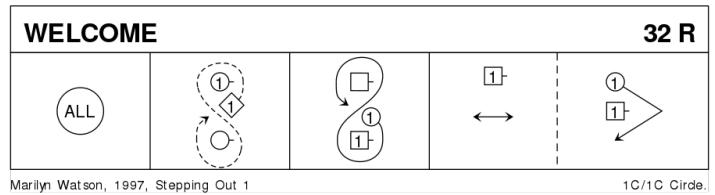


RSCDS Manchester Xmas Dance 2019

1 WELCOME R32 · 2RR

Marilyn Watson: *Stepping Out Part 1 - Basic SCDs for beginners* · Crib: *E-cribs* · Diagram: *Keith Rose's Diagrams*

- 1-- All Circle and back
- 9-- All W Fig8, passing in front of P then in front of crn
- 17-- All M Fig8, passing in front of P then in front of crn
- 25-- All W advance | retire ; All M advance | retire to P Rsh **while**{2} W move slightly to their L

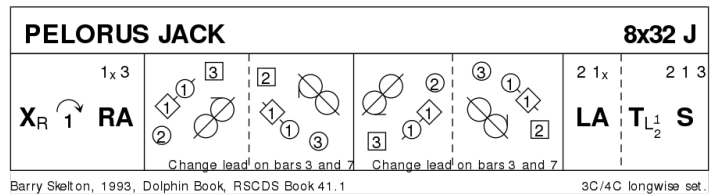


M always have a new W on their R to begin

2 PELORUS JACK J32 · 3/4L

Barry Skelton: *RSCDS XLI 1* · Crib: *E-cribs* · Diagram: *Keith Rose's Diagrams*

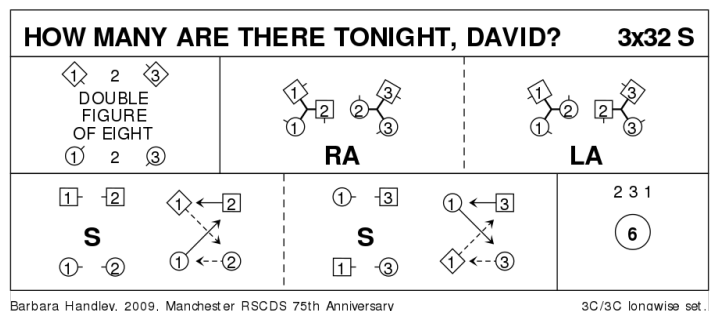
- 1-- 1c cross RH, cast (2c up) ; 1c+3c RHA, finish 1M facing 1cncr, 1W behind him
- 9-- 1c in tandem +1cnrs ½ diagonal Reel3, Rsh to 3W (1M & 1W loop R singly for lead change, so 1W now leads P) ; ½ diagonal Reel3, Rsh to 2W (+ lead change)
- 17-- Continue pattern twice
- 25-- 2c+1c LHA ; 1c turn LH ½ | all set (2,1,3)



3 HOW MANY ARE THERE TONIGHT, DAVID? S32 · 3/3L

Barbara Handley: *75th Anniversary Dances - Manchester 75th* · Crib: *E-cribs* · Diagram: *Keith Rose's Diagrams*

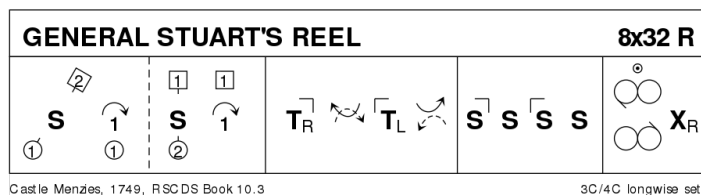
- 1-- 1c+3c (casting) DbIFig8 round 2c (1,2,3)
- 9-- 1c+2W & 2M+3c RHA ; 1c+2M & 1W+3c LHA ("Teapots R and L")
- 17-- 1c facing 2c set | 1c cross down as 2c dance up ; 1c+3c repeat (2,3,1)
- 25-- Circle6 and back (2,3,1)



4 GENERAL STUART'S REEL R32 · 3/4L

Castle Menzies (18C): RSCDS X 3 · Crib: E-cribs · Diagram: Keith Rose's Diagrams

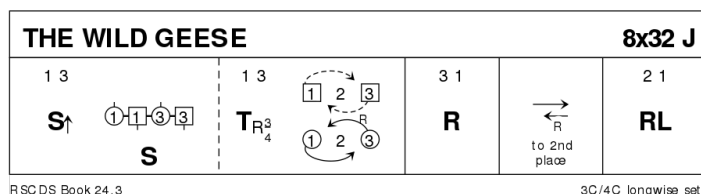
- 1- 1M sets to 2W and casts off (2M up) ; 1W sets to 2M and casts off (2W up)
- 9- 1c turn 1cnr RH | pass Rsh ; turn 2cnr LH | pass Rsh to face 1cnr
- 17- SetH&G , finish BtoB facing 1M up / 1W down.
- 25- Reels3{6} with cnrs (Rsh to 2cnr) | 1c cross.



5 THE WILD GEESE J32 · 3/4L

RSCDS XXIV 3 · Crib: E-cribs · Diagram: Keith Rose's Diagrams

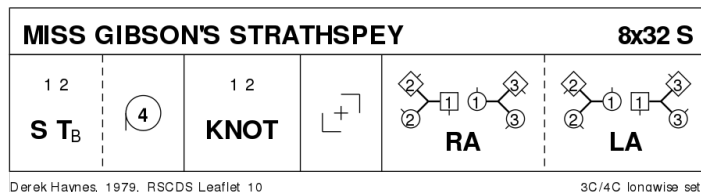
- 1- 1c+3c set advancing to midline with P on R | BiL ; 1c turn 3/4 RH and cast off to 3pl **while**{4} 3c turn 3/4 RH and lead to 1pl (3,2,1)
- 9- repeat [1-8] from new positions (1,2,3)
- 17- 1c lead down the middle (2c up on [19-20]) ; and up to (2,1,3)
- 25- 2c+1c R&L



6 MISS GIBSON'S STRATHSPEY S32 · 3/4L

Derek Haynes: The Leaflet Dances with Music · Crib: E-cribs · Diagram: Keith Rose's Diagrams

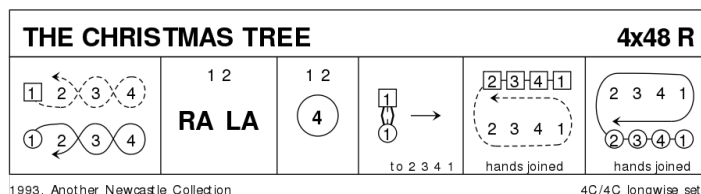
- 1- 1c+2c set | turn BH ; circle4 L
- 9- 1c+2c Knot, 1c finish facing 1cnrs
- 17- Turn CPCP, with final wide 3/4 LH turn into
- 25- Teapots R and L (1M+3c & 1W+2c RHA, 1c pass Rsh, cnrs not to sidelines ; 1M+2c & 1W+3c LHA) (2,1,3)



7 THE CHRISTMAS TREE R48 · 4/4L

Kirkwhelpington class: Another Newcastle Collection · Crib: SCDDDB Contributed Cribs & Diagrams · Diagram: Keith Rose's Diagrams

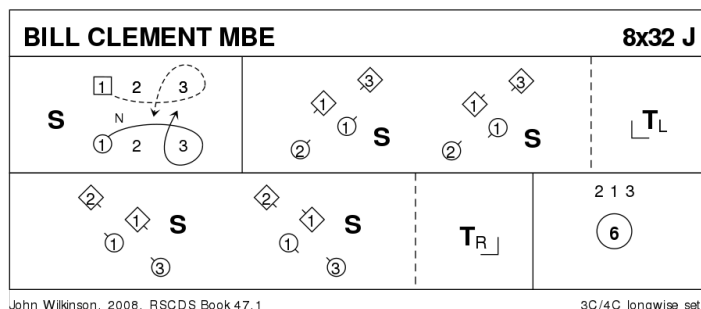
- 1- 1c dance between 2c, behind 3c, between 4c; cast up behind 4c, dance between 3c, behind 2c to place.
- 9- 1c+2c RHA; LHA
- 17- 1c+2c circle4 and back.
- 25- 1c BHJ slip down and back to 4pl (2,3,4,1)
- 33- 2W leads 3W 4W and 1W, with hands joined, across, down behind all the men, across, and back up to place.
- 41- 2M leads 3M 4M and 1M, with hands joined, across, down behind all the women, across, and back up to place. (2,3,4,1)



8 BILL CLEMENT MBE J32 · 3/4L

John Wilkinson: RSCDS XLVII 1 · Crib: E-cribs · Diagram: Keith Rose's Diagrams

- 1- 1c set | dance between 3c (2c up) and cast up to finish side by side LHJ facing 1cnr
- 9- Set to 1cnr and turn inwards and join RH | set to 3cnr ; turn 3cnr LH to face 2cnr RHJ
- 17- Set to 2cnr and turn inwards and join LH | set to 4cnr ; turn 4cnr RH to (2,1,3)
- 25- Circle6 and back

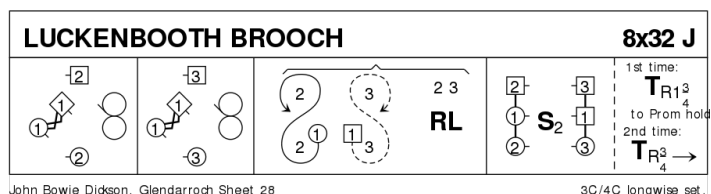


9 PROGRAMME ITEM – Interval

10 THE LUCKENBOOTH BROOCH J32 · 3/4L

John Bowie Dickson: Reels and Wheels (CD booklet) · Crib: E-cribs · Diagram: Keith Rose's Diagrams

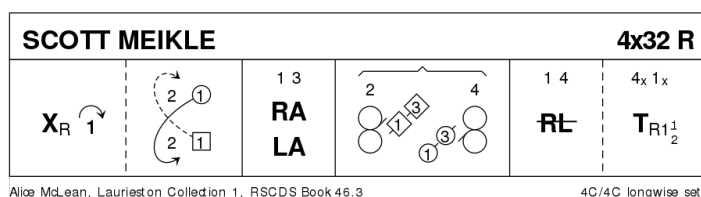
- 1- 1c in promhold (1M on the R) Reel3 with 2c (Rsh to 2M), 2c finish in 1pl
- 9- Repeat with 3c, finish in centre, facing M side, 1M above 1W
- 17- 2c+3c dance R&L **while{8}** 1c dance out on M side, divide and cast to meet in centre, dance out on W side, divide and cast into
- 25- In lines across 1M+2c facing 1W+3c set twice ; 1c turn RH 1¼ to promhold to continue (2,1,3) (on 2nd time through, turn RH ¾ and dance down to 4pl (4c up))



11 SCOTT MEIKLE R32 · 4/4L

Alice McLean: RSCDS XLVI 3 · Crib: E-cribs · Diagram: Keith Rose's Diagrams

- 1- 1c cross RH | cast (2c up) ; ½ Fig8 up (2,1,3,4)
- 9- 1c+3c RHA, LHA (2,1,3,4)
- 17- Lsh opposing Reels3 across: (1W+3W behind dancing as one) with 2c and (3M+1M behind) with 4c (to 2,3,1,4)
- 25- 1c+4c ½ R&L ; turn RH 1½ (2,3,4,1)

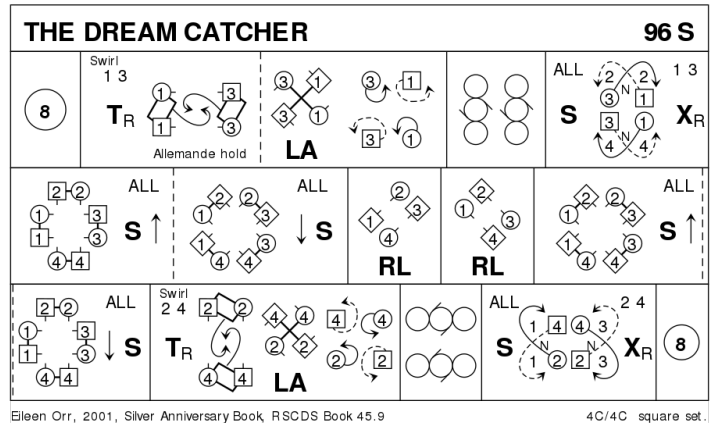


12 THE DREAM CATCHER S96 · 4S

Eileen Orr: RSCDS XLV 9 · Crib: E-cribs · Diagram: Keith Rose's Diagrams

Part 1

- 1- All Circle8 and back
- 9- The Swirl: 1c+3c turn RH into Allemande hold facing in | dance Lsh round other C half way ; 1c+3c LHA, on [16] let go and swivel L to face side couples, BtoB with P, 1c below 3c
- 17- Parallel Rsh Reels4 across, finish as at start
- 25- All set | 1M+3W & 3M+1W NHJ dance out between side couple, cross and cast to own places, change place with P RH



Part 2

- 1- All set | advance to middle and form circle ; retire with cnr | set
- 9- 1W+4M & 3W+2M R&L, starting across the set
- 17- 1M+2W & 3M+4W R&L, starting across the set
- 25- All set | advance to middle and form circle ; retire with P | set

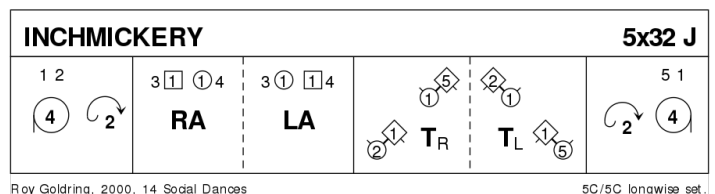
Part 3

- 1-24 2c+4c starting, repeat part 1, 9-32 in the other orientation (The Swirl, Reels4 up/dn, return to places)
- 25- All Circle8 and back

13 INCHMICKERY J32 · 5/5L

Roy Goldring: 14 Social Dances for 2000 · Crib: E-cribs · Diagram: Keith Rose's Diagrams

- 1- 1c+2c circle4 L ; 1c long cast to 3pl (2c+3c up) (2,3,1,4,5)
- 9- Teapots R ; and L (1c RHA with C on R ; LHA with C on L)
- 17- 1M+5W & 1W+2M Turn RH to places ; 1M+2W & 1W+5M repeat LH
- 25- 1c long cast to 5pl (4c+5c up) ; 5c+1c circle4 R (2,3,4,5,1)



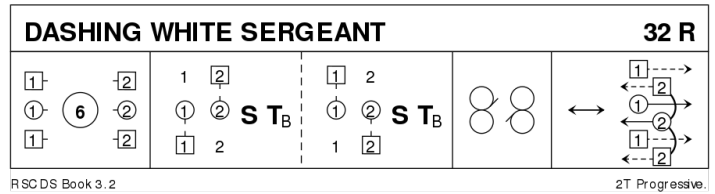
14 THE DASHING WHITE SERGEANT

R32 · 3+3RR

RSCDS III 2 · Crib: E-cribs · Diagram: Keith Rose's Diagrams

Trio face trio RR.

- 1- Circle 6 and back
- 9- Each centre person sets to RH P and turns him/her BH ; repeat with LH P
- 17- Reel 3 across, Lsh to RH P
- 25- In lines of 3 across A&R ; advance Rsh through the opposite line of 3 to meet the next line of 3.



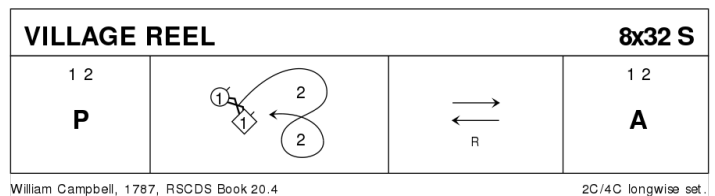
Many variations in handing, polite turns and shoulder exist

15 VILLAGE REEL

S32 · 2/4L

William (18C) Campbell: RSCDS XX 4 · Crib: E-cribs · Diagram: Keith Rose's Diagrams

- 1- 1c+2c Pousette
- 9- 1c dance in into promhold (1W on R) for Fig8 round 2c, Rsh to 2W, finish in 1pl facing down RHJ
- 17- 1c lead down the middle and up
- 25- 1c+2c Allemande

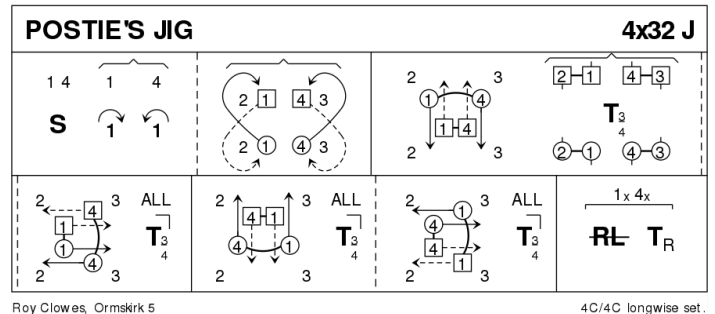


16 POSTIE'S JIG

J32 · 4/4L

Roy Clowes: Ormskirk Scottish Dances - Memorial Edition · Crib: E-cribs · Diagram: Keith Rose's Diagrams

- 1- 1c+4c set, cast to middle positions (2c+3c step to end) ; 1c&4c 1/2 Fig8 round end C (2,1x,4x,3)
- 9- 1M+4M and 1W+4W cross NHJ, (W under men's arch), turn cnr 3/4 with 'free' hand ; 1c facing 4c change places NHJ (arch going up), turn cnr as before
- 17- Repeat (Men's arch ; arch going up)
- 25- 1c+4c 1/2 R&L ; turn P RH



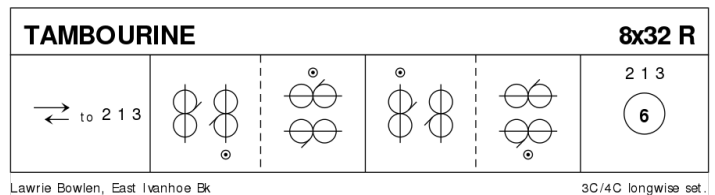
Note that both times the couple moving UP makes the arch.

17 TAMBOURINE

R32 · 3/4L

Lawrie Bowlen: East Ivanhoe Book · Crib: E-cribs · Diagram: Keith Rose's Diagrams

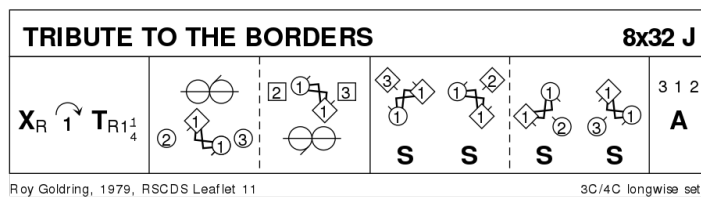
- 1- 1c lead down the middle (2c up) and up to 2pl
- 9- 1/2Reels3 across, Lsh to 1cnrs ; 1/2Reels3 on sidelines (Rsh to 2cnr pos), cnrs end with loop
- 17- 1/2Reels3 across, Lsh to 3cnr pos ; 1/2Reels3 on sidelines (Rsh to 4cnr pos) (to 2,1,3) (1c and 2cnrs move cclw, 1cnrs move clw)
- 25- 2c+1c+3c circle 6 and back



18 TRIBUTE TO THE BORDERS J32 · 3/4L

Roy Goldring: *The Leaflet Dances with Music* · Crib: *E-cribs* · Diagram: *Keith Rose's Diagrams*

- 1- 1c cross RH | cast (2c up) ; turn 1¼ RH to promhold facing M side
- 9- 1c Rsh ½Reel3 with 2M+3M ; Rsh ½Reel3 with 3W+2W, 1c finish in centre facing 3W (now in 1W pl)
- 17- 1c set to 3W pulling Rsh back | set to 2W ; set to 2M | 1c set to 3M **while**{2} 3c+2c set advancing into
- 25- 3c+1c+2c Allemande



19 DUKE OF PERTH R32 · 3/4L

RSCDS I 8 · Crib: *E-cribs* · Diagram: *Keith Rose's Diagrams*

- 1- 1c turn RH, cast off (2c up) ; turn LH to face 1cnrs
- 9- Turn CPCP, to face 1cnrs
- 17- 1c set to and turn 1cnrs BH ; set to and turn 2cnrs BH
- 25- Reels3{6} on the sides (Lsh to 1cnr) | 1c cross RH to 2pl.

