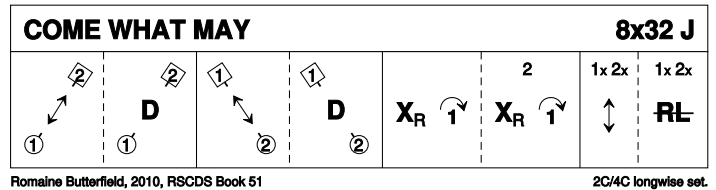


RSCDS Manchester Spring Dance 2024

1 COME WHAT MAY J32 · 2/4L

Romaine Butterfield: RSCDS LI 11 · Crib: MiniCrib · Diagram: Keith Rose's Diagrams

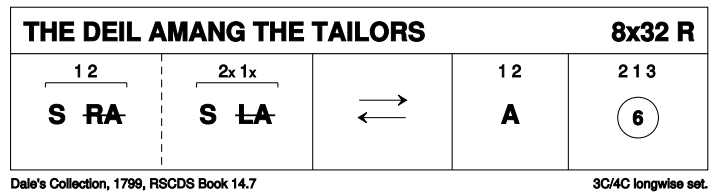
- 1-8 1M+2L Adv+Ret. 1M+2L dance DoSiDo
- 9-16 1L+2M repeat bars 1-8
- 17-24 1s cross RH, cast (2s step up 19-20).
2s cross RH cast (1s step up 23-24)
- 25-32 1s+2s Adv+Ret. 1s+2s dance 1/2 R&L



2 THE DEIL AMANG THE TAILORS R32 · 3/4L

RSCDS XIV 7 · Crib: MiniCrib · Diagram: Keith Rose's Diagrams

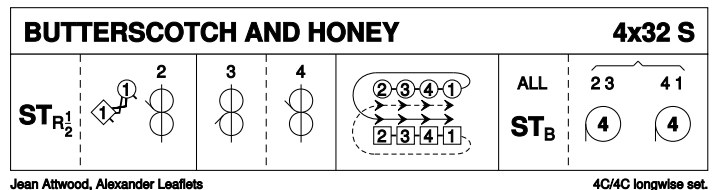
- 1-8 1s+2s set & dance RH across 1/2 way,
set & dance LH across 1/2 way back to
place
- 9-16 1s lead down the middle & back to top
- 17-24 1s+2s dance Allemande
- 25-32 2s+1s+3s circle 6H round & back



3 BUTTERSCOTCH AND HONEY S32 · 4/4L

Jean Attwood: Braes o' Lochaber and Three More Scottish Country Dances · Crib: MiniCrib · Diagram: Keith Rose's Diagrams

- 1-8 1s set & 1/2 turn RH into prom hold, 1s
dance 1/2 RSh reel of 3 with 2s (2s end
on opposite sides)
- 9-16 1s dance 1/2 LSh Reel of 3 with 3s &
1/2 RSh reel of 3 with 4s
- 17-24 1s followed by 4s+3s+2s cast up on
opposite sides to top, cross over to own
sides each Lady passing in front of partner
& down own side
- 25-32 All set to partners & turn 2H into 4H
round (2s with 3s & 4s with 1s)



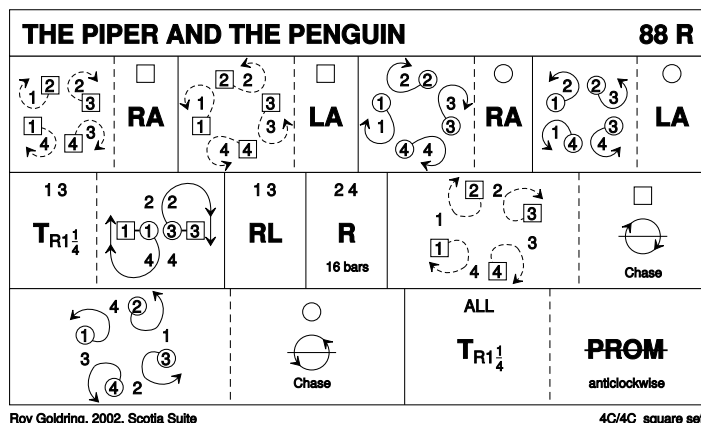
4 THE FLYING SCOTSMAN (4C CEILIDH VERSION) J32 · 4/4L

RSCDS

5 THE PIPER AND THE PENGUIN R88 · 4S

Roy Goldring: *The Scotia Suite of Scottish Country Dances* · Crib: *MiniCribs* · Diagram: *Keith Rose's Diagrams*

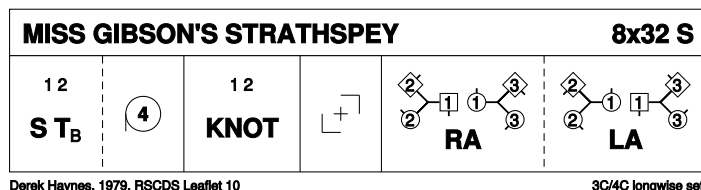
- 1-8 Ladies dance RSh round their corners, dance RH across ending in centre
- 9-16 Ladies dance LSh round their partners, dance LH across & back to places
- 17-24 Men dance RSh round their partners, dance RH across ending in centre
- 25-32 Men dance LSh round corners, dance LH across & back to places
- 33-40 1s & 3s turn partners RH 1.1/4 times, Men followed by partners dance out between side couples & back to places (1M thru 4s & 3M thru 2s)
- 41-48 1s+3s dance R&L
- 49-56 2s & 4s turn partners RH 1.1/4 times, Men followed by partners dance out between side couples & back to places (2M thru 1s & 4M thru 3s)
- 57-64 2s+4s dance R&L
- 65-72 Ladies dance in turning right about to dance out, cast clockwise to opposite Lady's place
- 73-80 Men dance in turning left about to dance out, cast anticlockwise to opposite places
- 81-88 All turn partners RH 1.1/4 times into prom hold, Promenade anticlockwise 1/2 way round to original places



6 MISS GIBSON'S STRATHSPEY S32 · 3/4L

Derek Haynes: *The Leaflet Dances with Music* · Crib: *MiniCribs* · Diagram: *Keith Rose's Diagrams*

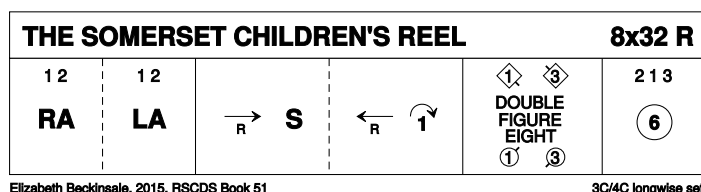
- 1-8 1s+2s set, turn partners 2H opening out into 4H round
- 9-16 1s+2s dance the Knot, 1s turn LH to end facing 1st corners
- 17-24 1s turn 1st corners RH, partner LH, 2nd corners RH & partner 3/4 LH finishing in middle facing opp sides ready for ...
- 25-32 1s dance RH across, (1M with 3s & 1L with 2s), pass partner RSh & dance LH across with other couple, 1s end in 2nd place



7 THE SOMERSET CHILDREN'S REEL R32 · 3/4L

Elizabeth Beckinsale: *RSCDS LI 2* · Crib: *MiniCribs* · Diagram: *Keith Rose's Diagrams*

- 1-8 1s+2s dance RH across, LH back
- 9-16 1s lead down (2 steps), retain RH & set to each other, lead up to top & cast (2s step up 15-16)
- 17-24 1s+3s dance Double Fig 8 (1s cross down, 3s dance up to start)
- 25-32 2s+1s+3s circle 6H round & back

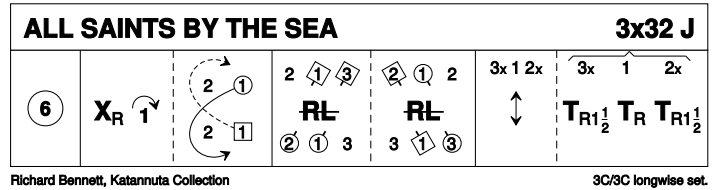


PROGRAMME ITEM – Interval

8 ALL SAINTS BY THE SEA J32 · 3/3L

Richard Bennett: *Katannuta, a Collection of Salt Spring Island Scottish Country Dances* · Crib: *MiniCribs* · Diagram: *Keith Rose's Diagrams*

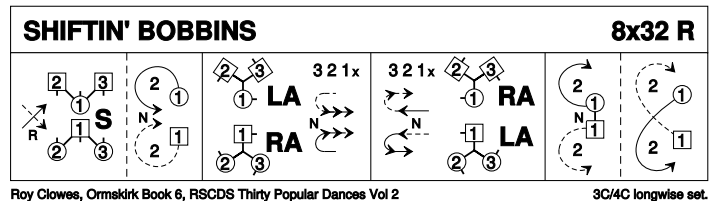
- 1-8 All dance 6H round & back
- 9-16 1s cross RH & cast 1 place, 1s dance 1/2 Fig of 8 round 2s
- 17-24 1s dance Diag R&L (M down)
- 25-32 All Adv+Ret, 1s turn RH **while** 3s & 2s turn RH 1.1/2 times to own sides



9 SHIFTIN' BOBBINS R32 · 3/4L

Roy Clowes: *Thirty Popular Dances, Volume Two* · Crib: *MiniCribs* · Diagram: *Keith Rose's Diagrams*

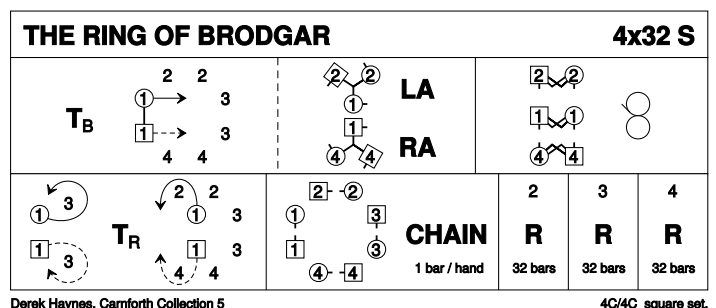
- 1-8 1s cross RH to double triangle position with 2s+3s & set, 1s cast up to top & dance down until they are between 2s & 3s
- 9-16 1L dances RH across with 2M+3M **while** 1M dances LH across with 2L+3L, 1s followed by 2s+3s dance down centre
- 17-24 3s followed by 2s+1s dance up & 3s+2s cast down to places, 1L dances LH across with 2M+3M **while** 1M dances RH across with 2L+3L
- 25-32 1s dance up to top & cast down to 2nd place opposite side, 1s dance 1/2 Fig of 8 around 2s to end in 2nd place on own sides



10 THE RING OF BRODGAR S32 · 4S

Derek Haynes: *Carnforth Collection of SC Dances 5* · Crib: *MiniCribs* · Diagram: *Keith Rose's Diagrams*

- 1-8 1s turn 2H, dance down into centre of set, 1M dances LH across with 2s & 1L RH across with 4s
- 9-16 2s+1s+4s in prom hold dance reel of 3 across (1s give RSh to 4s to start)
- 17-24 1s dance out between 3s, divide & cast back to centre, turn RH & 1M dances out between 2s as 1L dances out between 4s, back to places
- 25-32 All dance Grand Chain (1 bar per hand)

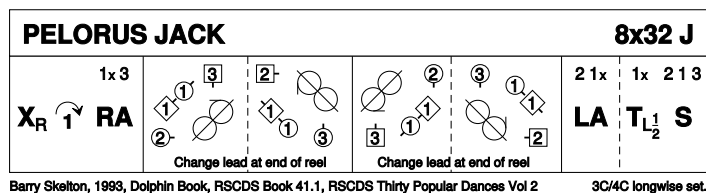


Repeat with 2s, 3s then 4s leading

11 PELORUS JACK J32 · 3/4L

Barry Skelton: RSCDS XLI 1 · Crib: MiniCrib · Diagram: Keith Rose's Diagrams

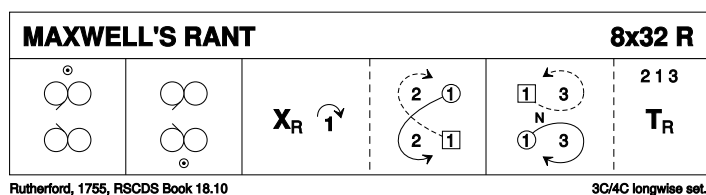
- 1-8 1s cross RH & cast 1 place (2s step up 3-4), 1s dance RH across with 3s. 1s end with Man facing his 1st corner with his partner behind him
- 9-16 1s dance Alternating Tandem 1/2 reel of 3 with 1st corners to face Man's 2nd corner, 1s dance Alternating Tandem 1/2 reel of 3 with 2nd corners
- 17-24 1s dance Alternating Tandem 1/2 reels of 3 with Ladies' 1st corner (pstn), 1s dance Alternating Tandem 1/2 reel with Ladies' 2nd corner (pstn)
- 25-32 1M followed by partner dance into LH across with 2s, 1s retain LH & 1/2 turn to own sides & 2s+1s+3s set



12 MAXWELL'S RANT R32 · 3/4L

David Rutherford: RSCDS XVIII 10 · Crib: MiniCrib · Diagram: Keith Rose's Diagrams

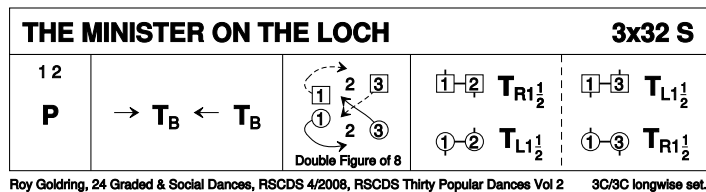
- 1-8 1s cross down to dance reflection reels of 3 on opposite sides
- 9-16 1s cross down to dance reflection reels of 3 on own sides
- 17-24 1s cross RH, cast to 2nd place & dance 1/2 Fig of 8 round 2s
- 25-32 1s dance down between the 3s, cast up to 2nd place & 2s+1s+3s turn partners RH



13 THE MINISTER ON THE LOCH S32 · 3/3L

Roy Goldring: Magazine Dances 2005-2009 · Crib: MiniCrib · Diagram: Keith Rose's Diagrams

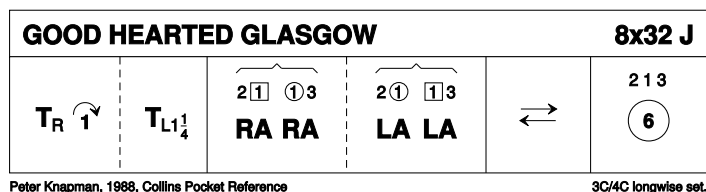
- 1-8 1s+2s dance Diamond Poussette
- 9-16 1s dance down for 2 steps, turn 2H, dance up to top & turn 2H remaining in centre facing up
- 17-24 1s+3s dance double Fig of 8 round 2s with 1s casting to start
- 25-32 1M+2M turn LH 1.1/2 times while 1L+2L turn RH 1.1/2 times, 1M+3M turn RH 1.1/2 times while 1L+3L turn LH 1.1/2 times



14 GOOD HEARTED GLASGOW J32 · 3/4L

Peter Knapman: A Guide to Scottish Country Dancing (ex-Collins) · Crib: MiniCrib · Diagram: Keith Rose's Diagrams

- 1-8 1s turn RH & cast to 2nd place, turn partner LH 1.1/4 times
- 9-16 1s dance RH across (Lady with 2s at top & Man with 3s); 1s pass RSh & dance LH across with other couple
- 17-24 1s lead down the middle & back to 2nd place own side
- 25-32 2s+1s+3s circle 6H round & back

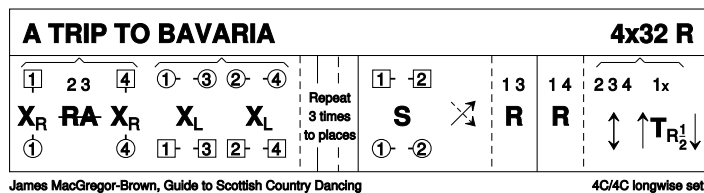


PROGRAMME ITEM – Extras

E1 ? A TRIP TO BAVARIA R32 · 4/4L

James MacGregor-Brown: Collins Pocket Reference: Scottish Country Dancing · Crib: MiniCribs · Diagram: Keith Rose's Diagrams

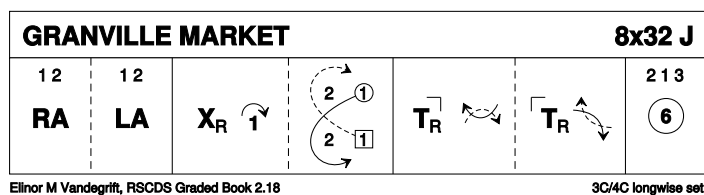
- 1-4** 1s & 4s cross RH while 2s+3s dance 1/2 RH across, 1s+3s & 2s+4s change places LH on sides
- 5-16** Repeat 1-4 another 3 times (end cpls cross RH, middle cpls 1/2 RH across; cpls in 1st+2nd place also 3rd+4th place change places LH) All finish in original places
- 17-24** 1s set to 2s & cross over to face 3s (2s dance up), set & cross to face 4s (3s dance up)
- 25-32** 1s set to 4s & cross over to 4th place on opposite sides (4s dance up), all Adv+Ret 2 steps & 1s change places RH (2H popular) to retire to own sides



E2 ? GRANVILLE MARKET J32 · 3/4L

Elinor M Vandegrift: A Second Book of Graded Scottish Country Dances · Crib: MiniCribs · Diagram: Keith Rose's Diagrams

- 1-8** 1s+2s dance RH across & LH back
- 9-16** 1s cross RH & cast 1 place, 1s dance 1/2 Fig of 8 around 2s & end facing 1st corner
- 17-24** 1s turn corners RH & pass RSh to face 2nd corners, 1s turn 2nd corners RH & pass RSh to end 2nd place own sides
- 25-32** 2s+1s+3s circle 6H round & back



E3 ? TRIPLE HAPPINESS S32 · 3/3L

Yoshiki Oyama: RSCDS LII 10 · Crib: MiniCribs · Diagram: Keith Rose's Diagrams

- 1-8** 1s Adv+Ret (1 step each) taking RH briefly, 1s 1/2 turn LH, cross down between 2s & cast up to place
- 9-16** 1s+2s dance the Knot. 1s end facing 1st corners
- 17-24** 1s dance Corners Pass+Turn with 1st corners, pass RSh, Repeat with 2nd corners & 1s pass RSh into 2nd place own sides (corners turn 2H in centre)
- 25-32** All chase clockwise 1/2 round to opp sides, all 1/2 turn 2H, pull back RSh & dance out to own sides 3 1 2

